CRIADO POR UM PRODUTO EDUCACIONAL DA AUTODESK

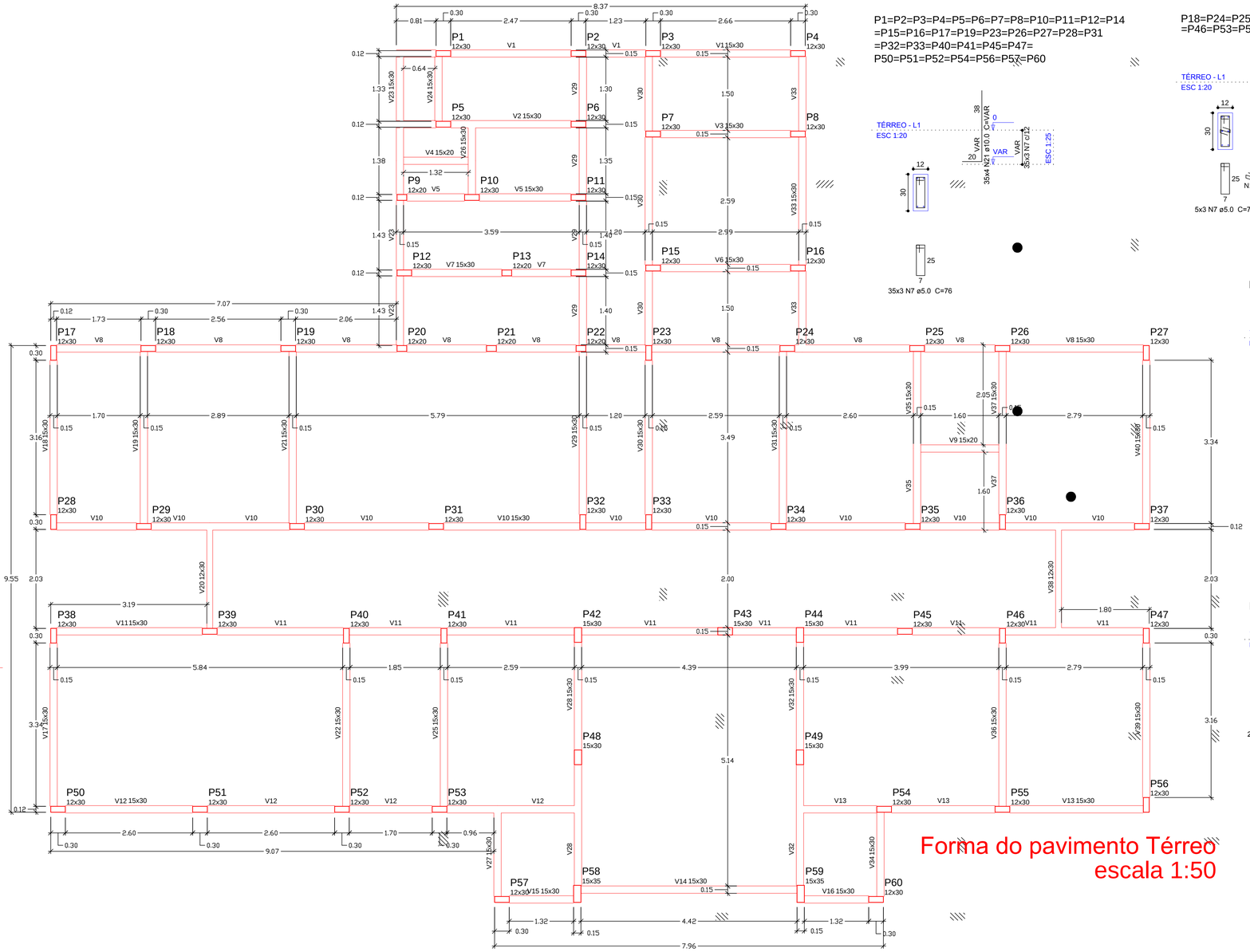

Forma do pavimento Térreo
escala 1:50

P1=P2=P3=P4=P5=P6=P7=P8=P10=P11=P12=P14
=P15=P16=P17=P19=P23=P26=P27=P28=P31
=P32=P33=P40=P41=P45=P47=
P50=P51=P52=P54=P56=P57=P60

P18=P24=P25=P30=P34=P36=P37=P38=P39
=P46=P53=P55

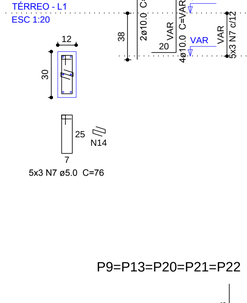

P29

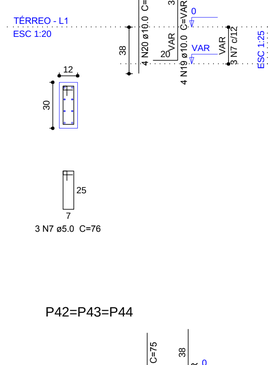

P9=P13=P20=P21=P22

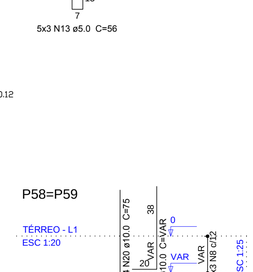

P42=P43=P44

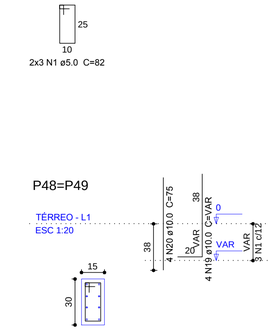

P58=P59

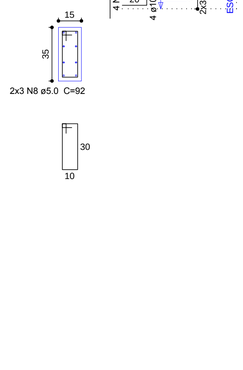

P48=P49

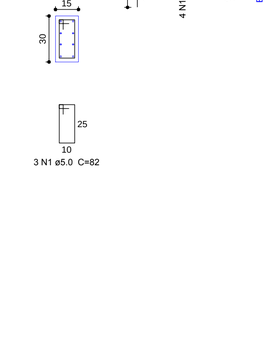

Vigas			
Nome	Seção (cm)	Elevação (cm)	Nível (cm)
V1	15x30	0	0
V2	15x30	0	0
V3	15x30	0	0
V4	15x20	0	0
V5	15x30	0	0
V6	15x30	0	0
V7	15x30	0	0
V8	15x30	0	0
V9	15x20	0	0
V10	15x30	0	0
V11	15x30	0	0
V12	15x30	0	0
V13	15x30	0	0
V14	15x30	0	0
V15	15x30	0	0
V16	15x30	0	0
V17	15x30	0	0
V18	15x30	0	0
V19	15x30	0	0
V20	12x30	0	0
V21	15x30	0	0
V22	15x30	0	0
V23	15x30	0	0
V24	15x30	0	0
V25	15x30	0	0
V26	15x30	0	0
V27	15x30	0	0
V28	15x30	0	0
V29	15x30	0	0
V30	15x30	0	0
V31	15x30	0	0
V32	15x30	0	0
V33	15x30	0	0
V34	15x30	0	0
V35	15x30	0	0
V36	15x30	0	0
V37	15x30	0	0
V38	12x30	0	0
V39	15x30	0	0
V40	15x30	0	0

Características dos materiais	
fck (kgf/cm²)	Ecs (kgf/cm²)
250	238000

Relação do aço

B49 B59 B60

AÇO	N	DIAM (mm)	QUANT (Barras)	UNIT (cm)	C.TOTAL (cm)
CA60	1	5.0	15	82	1230
	2	5.0	10	VAR	VAR
	3	5.0	12	VAR	VAR
	4	5.0	10	342	3420
	5	5.0	10	VAR	VAR
	6	5.0	12	VAR	VAR
	7	5.0	144	76	10944
	8	5.0	6	92	552
	9	5.0	22	149	3278
	10	5.0	55	308	16940
	11	5.0	44	113	4972
	12	5.0	55	146	8030
	13	5.0	15	56	840
	14	5.0	3	22	66
	15	5.0	235	188	44180
	16	5.0	94	192	18048
CA50	17	8.0	24	139	3336
	18	8.0	44	147	6468
	19	10.0	52	VAR	VAR
	20	10.0	28	75	2100
	21	10.0	190	VAR	VAR

Resumo do aço

AÇO	DIAM (mm)	C.TOTAL (m)	PESO + 10 % (kg)
CA50	8.0	98.1	42.6
	10.0	238.7	161.8
CA60	5.0	1182.5	200.5

PESO TOTAL (kg)	
CA50	204.4
CA60	200.5

Volume de concreto (C-25) = 9.72 m³
Área de forma = 82.95 m²

B1=B2=B3=B4=B5=B6=B7=B8=B9=B10=B11=B12
=B13=B14=B15=B16=B17=B18=B19=B20=B21
=B22=B23=B25=B26=B27=B28=B31=B32=B33
=B34=B35=B37=B38=B40=B41=B43=B45=B47
=B50=B51=B52=B54=B55=B56=B57=B60
1xC20

PLANTA
ESC 1:25

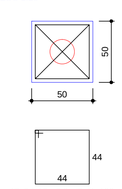

CORTE
ESC 1:25

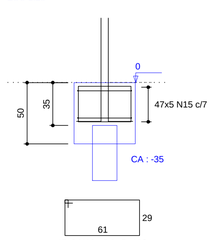

B24=B29=B30=B36=B39=B42=B44=B46=B53=B58
=B59
2xC20

PLANTA
ESC 1:25

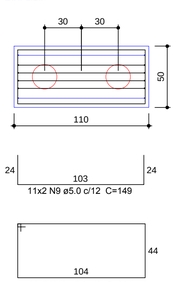

CORTE
ESC 1:25

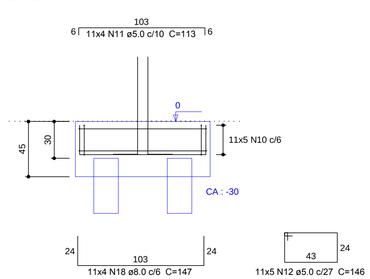

B48=B49
3xC20

PLANTA
ESC 1:25

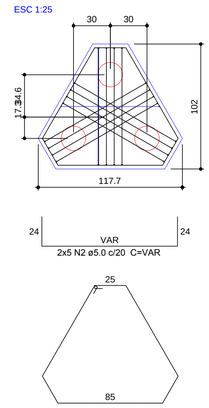

CORTE
ESC 1:25

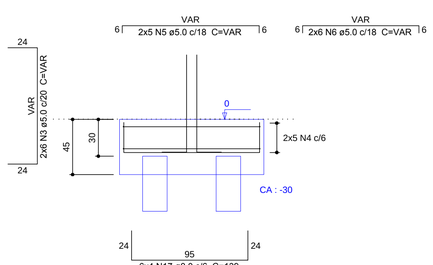

PROJETO ESTRUTURAL

PRORURAL
PROJETOS RURAIS TOPOGRAFIA DANTE LTDA
RUA JOSÉ CANTERI, 101 IVAIPORÃ-PR FONE (0xx43)3472-2413 OU FAX (0xx43)3472-6961
prorural@uirtel@hotmail.com

Responsável Técnico:
Ivo Marini
Engenheiro Civil - CREA-PR 107765/D

Obra:
UNIDADE DE SAÚDE
RUA CASTRO ALVES, LT 01,02,03,12,13 e 14 QD 04, RESIDENCIAL PORTO BELO, IVAIPORÃ-PR

Folha Número: 02
Total Folhas: 08

Proprietário:
PREFEITURA MUNICIPAL DE IVAIPORÃ-PR

Conteúdo:
PLANTA DE FORMA BALDRAME
DET. ARRANQUE/BLOCO

Operador CAD:	Escala:	Data:	Arquivo:
Paulo Ghizone	Indicada	fevereiro . 2014	08-estrutural.dwg

FORMATO A1 (841x594)mm

CRIADO POR UM PRODUTO EDUCACIONAL DA AUTODESK