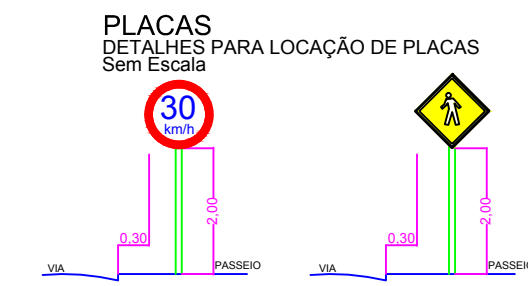


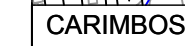
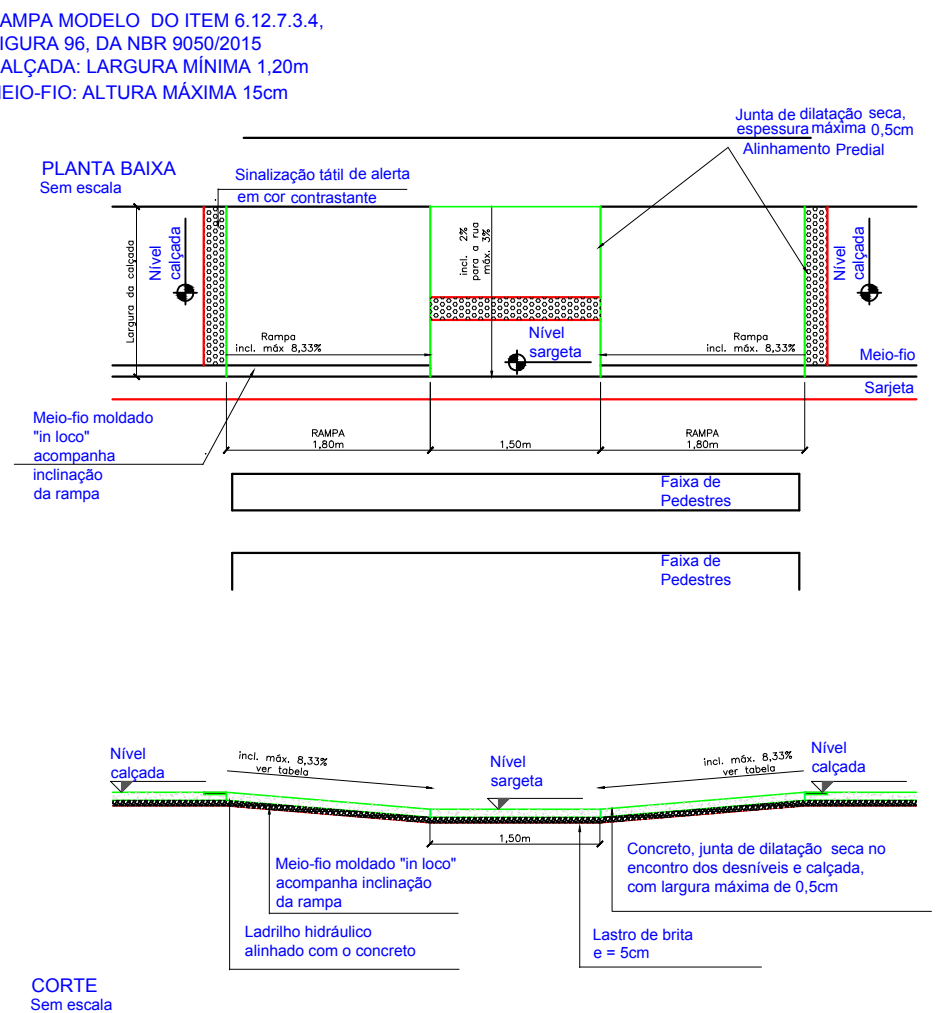
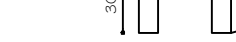
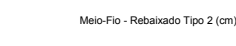


SEÇÃO TRANSVERSAL  
Sem Escala



 SINAL DE FORMA CIRCULAR (R19)  
D = 0,40 m (0,1257 m<sup>2</sup>)

 SINAL DE FORMA QUADRADA (A33a, A32a)  
L = 0,45 m (0,2025 m<sup>2</sup>)

ARQUIVO: \_\_\_\_\_  
AV.E \_\_\_\_\_  
\_\_\_\_\_  
\_\_\_\_\_

AV.ELIZIO E AV.RIO AMAZONAS.dwg

AV.ELIZIO E AV.RIO AMAZONAS.dwg

\_\_\_\_\_