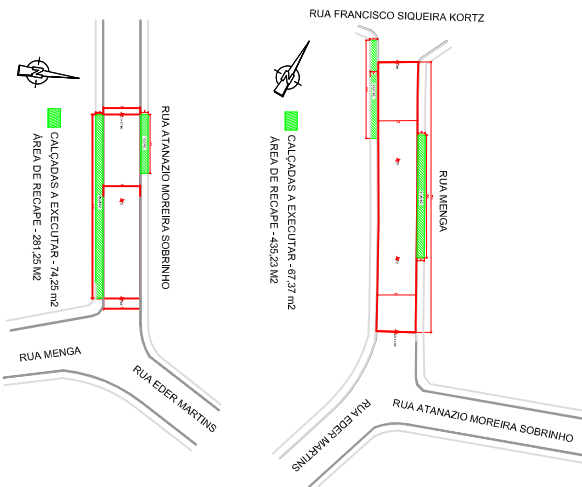


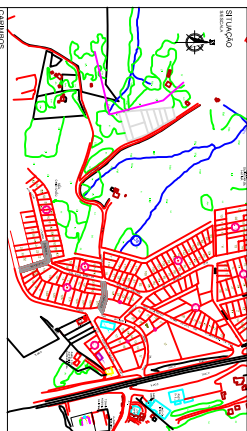
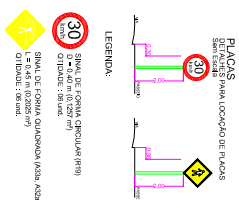
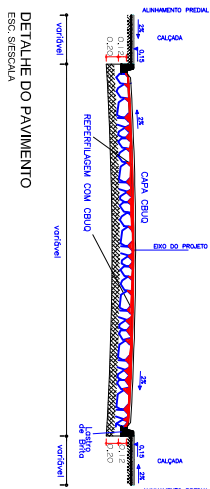
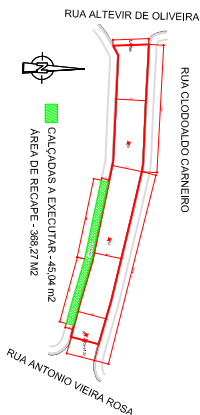
PLANTA BAIXA - SINALIZAÇÃO
ESC. 1/500



PLANTA BAIXA - RECAPE/CAIÇADAS
ESC. 1/500

ESTATÍSTICA

LOCALIZAÇÃO	RECAPE - CBU	CAIÇADA	SINALIZAÇÃO HORIZONTAL	SINALIZAÇÃO VERTICAL
CLDOPALDO CARNEIRO	388,27 m²	45,04 m²	15,81 m²	04 PNC
ATANAZIO MOREIRA SOBRINHO	207,25 m²	74,25 m²	15,20 m²	04 PNC
MENGA	458,33 m²	67,37 m²	06,81 m²	04 PNC
TOTAL	1.054,75 m²	186,66 m²	36,81 m²	12 PNC



PREFEITURA MUNICIPAL DE IMBAU
DEPARTAMENTO DE SERVIÇOS URBANOS

SANJO OAS BATISTA
ARQUITETO
RECAPE ASPHALTO

EXEC. 01 01