Acessado Digitalmente em:
http://www.crea-sp.jus.br/ART/ART%20ELAUDIRAND/TKD8470000118
ART: 92221230-1 - 92221230-1
POÇO DE QUEDA CAPITAL DO MILHO - ARMADURA
Acessado em: 30/11/2021 19:36:12

## ARMADURA DA LAJE DE FUNDO

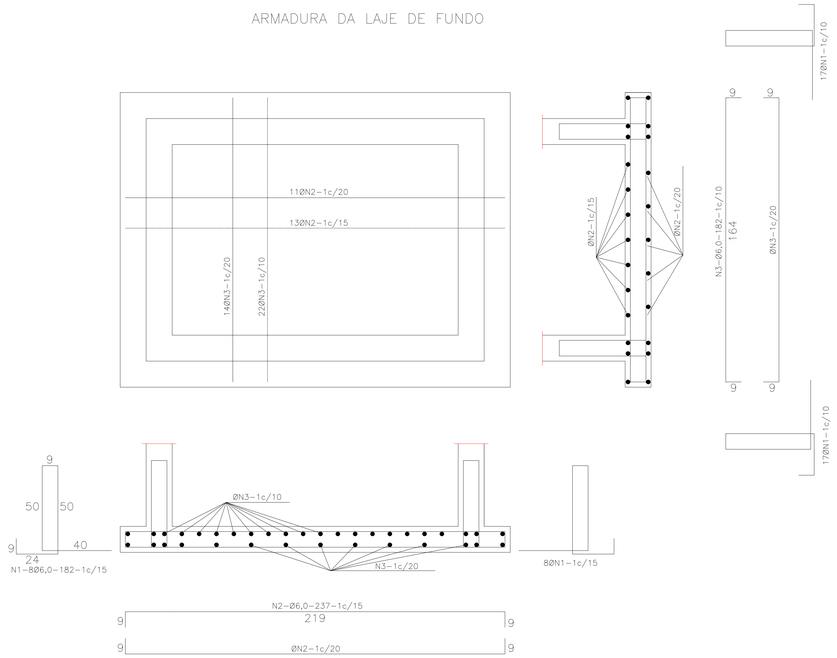


## ARMADURA DA LAJE DE TAMPO

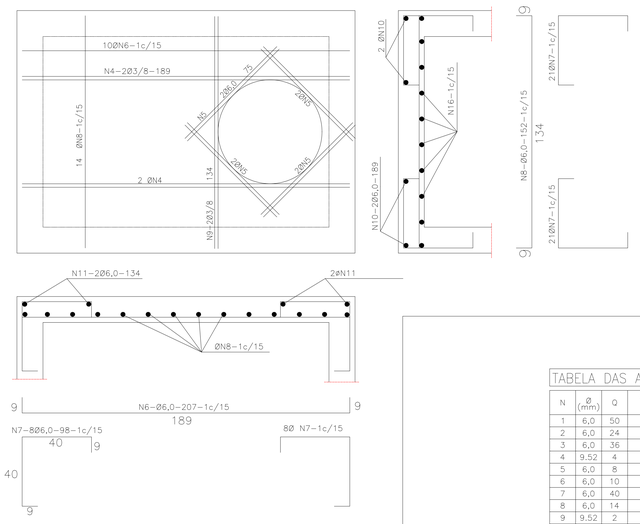


## TABELA DAS ARMADURAS

| N | Ø (mm) | Q | COMPRIMENTOS UNITARIO |
|---|---|---|---|
| 1 | 6,0 | 50 | 182 |
| 2 | 6,0 | 24 | 237 |
| 3 | 6,0 | 36 | 182 |
| 4 | 9.52 | 4 | 189 |
| 5 | 6,0 | 8 | 75 |
| 6 | 6,0 | 10 | 207 |
| 7 | 6,0 | 40 | 98 |
| 8 | 6,0 | 14 | 152 |
| 9 | 9.52 | 2 | 134 |
| 10 | 6,0 | 4 | 189 |
| 11 | 6,0 | 4 | 134 |
| 12 | 9.52 | 32 | 180 |

## ARMADURA DAS PAREDES EM PLANTA

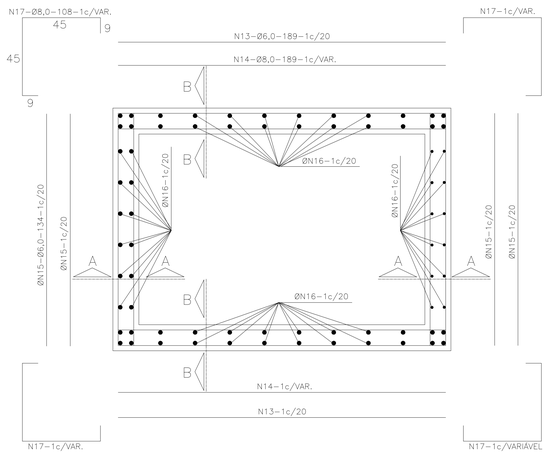


## SECÇÃO AA

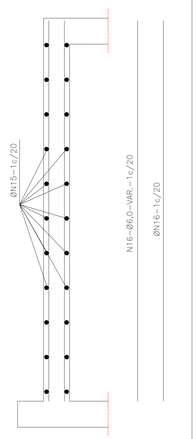


## SECÇÃO BB

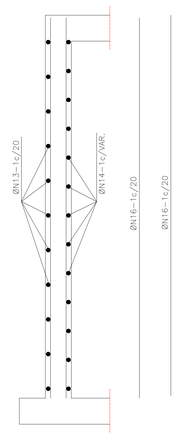


## REFORÇO NAS ENTRADAS E SAÍDAS DOS TUBOS (4x)

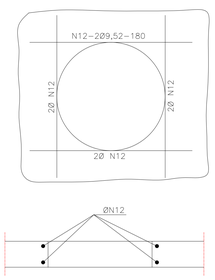

| H | N17 | N14 |
|---|---|---|
| 220 | 1c/20 | 1c/20 |
| 320 | 1c/20 | 1c/20 |
| 420 | 1c/18 | 1c/20 |
| 520 | 1c/15 | 1c/17 |
| 620 | 1c/12 | 1c/14 |

## TABELA DAS ARMADURAS

| N | Ø (mm) | COMPR. UNITARIO | H= 220 Q | H= 320 Q | H= 420 Q | H= 520 Q | H= 620 Q |
|---|---|---|---|---|---|---|---|
| 13 | 6,0 | 189 | 14 | 24 | 34 | 44 | 54 |
| 14 | 6,0 | 189 | 14 | 24 | 34 | 46 | 62 |
| 15 | 6,0 | 134 | 28 | 48 | 68 | 88 | 108 |
| 16 | 6,0 | VAR. | 68 | 68 | 68 | 68 | 68 |
| 17 | 8,0 | 108 | 28 | 48 | 72 | 100 | 136 |

## RESUMO AÇO CA60B (6,0-8,0) AÇO CA50B (3/8)

| Ø (mm) | H= 220 | | H= 320 | | H= 420 | | H= 520 | | H= 620 | |
|---|---|---|---|---|---|---|---|---|---|---|
| | C.TOTAL | PESOS | C.TOTAL | PESOS | C.TOTAL | PESOS | C.TOTAL | PESOS | C.TOTAL | PESOS |
| 6,0 | 459.08 | 102 | 572.78 | 128 | 686.48 | 153 | 800.18 | 178 | 913.88 | 203 |
| 8,0 | 56.70 | 23 | 97.20 | 39 | 142.02 | 56 | 194.94 | 77 | 264.06 | 104 |
| 9.52 | 67.84 | 39 | 67.84 | 39 | 67.84 | 39 | 67.84 | 39 | 67.84 | 39 |
| PESO TOTAL | 164 kg | | 206 kg | | 248 kg | | 294 kg | | 346 kg | |

OBS.: INTERROMPER OS FERROS NAS ABERTURAS DAS TUBULAÇÕES

| | | |
|---|---|---|
| EXECUTANTE: AGRITEC S/A. Agrimensura Aerofotogrametria | | SUDERHSA — SUPERINTENDÊNCIA DE DESENVOLVIMENTO DE RECURSOS HÍDRICOS E SANEAMENTO AMBIENTAL |
| CIDADE: ASSIS CHATEAUBRIAND | | |
| DESCRIÇÃO: POÇO DE QUEDA SIMPLES 1.65x1.10 (ø=1.20) | | ARMADURA |
| PROJETO: DISPOSITIVO DE GALERIAS DE ÁGUAS PLUVIAIS | DATA: ABRIL/2000 | PRANCHA: 05/05 |
| | ESCALA: 1:12.5 | |
| RESP. TÉCNICO: ANNE CAROLINE BELLO DICCHINI 966 | DESENHO / ARQUIVO CAD Nº. | FORMATO: A-1 |